




















UI @XĚRÒ@

ó



9F 3" ñ0 R %osp,€Fr ?±/9Ó#f' 1ä  
šy 9Ö aňf' \$ • Âx5%m ð K#AÑó" ñ0 Q- F !!^2€DNà . î õ( ¿  
1é~°1á  
Fj 9ö•ňf' A-1f' Ö 9 Ó @



--	--











∇

Եզե Փն



“ € 1/2 9  
s

∇  
■ ■

© 2017

┌  
└












--	--











**DISPROBATION**

---

**DISPROBATION**







---

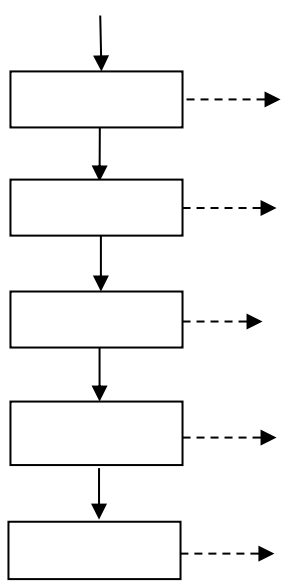

---

---








	 <pre>graph TD; A[ ] --&gt; B[ ]; B --&gt; C[ ]; C --&gt; D[ ]; D --&gt; E[ ]; A -.-&gt; A1[ ]; B -.-&gt; B1[ ]; C -.-&gt; C1[ ]; D -.-&gt; D1[ ]; E -.-&gt; E1[ ]</pre>



--	--

$$i = \frac{11.4508 (1 + 0.7254 \lg T_M)}{(t + 10.8344)^{0.7097}}$$









Blank header row for the second table.


Blank header row for the third table.

























$$Q = \frac{R}{R_0} \cdot T \cdot W_0$$





--	--





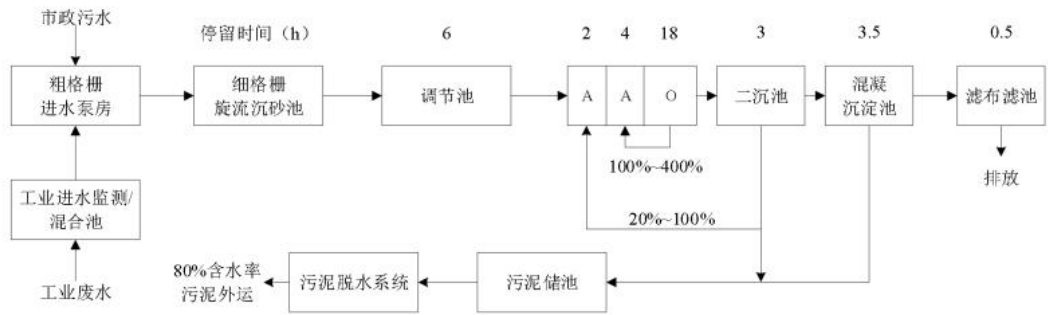
--	--










--	--







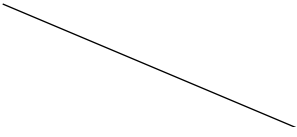








--	--	--	--	--

